



Quality Metal Garden Products

2024

2024

Dear Valued Customers and Friends,

We have been manufacturing quality metal lawn products for over five decades, and are a recognized leading wholesale source of birdfeeding and garden hardware. The Erva team is pleased to have the opportunity of supplying your retail operation.

Most items in our catalog are manufactured at our plant in Chicago and shipped directly to you via FedEx or Common Carrier—same day if your order is placed by noon Central Time.

100% satisfaction guaranteed!

.....really!

Our terms are 1% 10 Net 30 unless otherwise specified.
Credit card payment is required on your first order.

We will drop ship orders at "Dealer" level price only. Call us for a "Dealer" level price list.

A \$4.00 fee is applied to each drop ship order.

- ♦ **ORDER TRACKING INFORMATION IS AUTOMATICALLY E-MAILED**
- ♦ **NO MINIMUM ORDER OTHER THAN FULL CASE PACKS***
- ♦ ***CASE PACKS CAN BE BROKEN FOR A NOMINAL FEE**

Call: 1-800-342-3782

Fax: 1-800-342-3781

Web: www.ervadirect.com

e-mail: ervatool@sbcglobal.net

INDEX

Baffles	3-4
Feeders: Barrier Guarded Collection (Starling Proof)	5
Feeders: Glass Dish	6
Rain Guards, Ant Moat	7
Feeders: Specialty / Squirrel	8-9
Poles, Pole Extensions, Anchors	10-11
Pole Sets, Mounting Plates, Quick Connect™ Hangers	12
Pole Top Hangers 2,3 and 4 Arm, Finials	13
Pole Sets Pre-packaged / Re-shippable	14-17
Portals, 4x4 Post Accessories	18
Hooks "S Hooks", Branch Hooks, Super Chain	19-21
Shepherd Staffs, Hummingbird Staffs	22-23
Deck Hangers, Staff Accessories, Quick Connect™	24-25
Wall Hangers	26-27
Baths, Heated Baths, Bath Dish Inserts	28-29
Flower Basket Holders, Pot Rings, Garden Edging	30
Purple Martin	31
Display Units, Product Package Sets	32

Baffles: Cylindrical

Made in
the USA

Note: All Erva baffles are powder coated over **fully galvanized** steel sheet.

Collars are **solid steel** and can't be chewed. Collars fit over all poles up to 1-3/4" Diameter.



PATENTED

Pole Mount Baffles

SB1 (Black) 4/cs.

Flat top cylindrical squirrel baffle for all poles to 1-3/4" diameter.

14-1/2" long. 7" diameter. **Boxed with 4 color label.**



SB1 Box

SB1N (Black) 4/cs. Same as SB1 above but **without box**. Includes wrap around Label.

SB1D (Black) 4/cs. Dome top cylindrical squirrel baffle for all poles to 1-3/4" diameter. 16-3/4" long. 6-1/4" diameter.

Wrap around Label. **No Unit Box.**

Patented and Exclusive Scalloped Edge™ design.

All Erva Baffles are Fully Electro-Galvanized



PATENTED

SB2 (Black) 2/cs.

Flat top cylindrical raccoon baffle for all poles to 1-3/4" Diameter.

28" long. 8" diameter. **Boxed with 4 color label.**

SB2D (Black) 2/cs. Dome top cylindrical raccoon baffle for all poles to 1-3/4" diameter.

28" long. 6-1/4" diameter. Wrap around Label. **No unit Box.**

4x4 Post Baffles*

SB3 (Tan) 2/cs.

Cylindrical raccoon baffle for 4x4 (3-5/8"x3-5/8")* post. 28" long. 8" diameter.

Boxed with 4 color label.

SB3ACT (White) 1/cs.

Fits a "True" 4x4 Post.*

28" long. 8" diameter.

Boxed Plain shipping box.

SB4 (Tan) 2/cs.

Cylindrical squirrel & Raccoon baffle for 4x4 (3-5/8"x3-5/8")* post.

23" long. 8" diameter.

Boxed with 4 color label.



SB3ACT
Support Tabs




SB3 & SB4
Support Disk



*See page 18 for a complete explanation of 4x4 post dimensions.

Baffles: Disks, Cones

Oval cutouts on all disk baffles allow for easy pegboard hanging.



Note: Non transparent hanging baffles are proven to be more effective.

Hanging Disk Baffles

SB5 5/cs. (Green)
Baffle diameter is 22".

SB5C 5/cs. (Copper Tint)

SB5GLV 4/cs. (Galvanized)

Plain unpainted, and unlabeled for the best value in a baffle that's guaranteed to work (galvanized and won't rust).

SB5 Mounting Hardware




Pole Mount Disk Baffle

SB6 (Black) 5/cs.
Wraparound squirrel baffle for poles 1/2" to 1" diameter. Baffle diameter is 22-1/2".

Cone & Disk Baffle Collar (Solid Steel)



Note: All Erva baffles are made with fully galvanized steel sheet. Collars are **solid steel** and **can't be chewed**.




4x4 Post Disk Baffles*

SB7 (Tan) 5/cs.
Wraparound squirrel baffle for 4x4 (3-5/8"x3-5/8")* posts. Baffle diameter is 22-1/2".

SB7C (Copper Tint) 5/cs.

SB7GLV (Galvanized) 4/cs.

*See page 18 for a complete explanation of 4x4 post dimensions.



Cone & Disk Baffle Collar (Solid Steel)



Cone Baffles

SB8 (Black) 6/cs.
Wraparound squirrel baffle for all poles up to 1" dia. Baffle dia. is 17".

SB8C (Copper Tint) 6/cs.

SB8GLV (Galvanized) 4/cs.

Plain unpainted, and unlabeled for the best value in a baffle that is guaranteed to work (galvanized and won't rust).

SB8SE 6/cs (Black).
Wraparound scalloped edge squirrel baffle for poles 1/2" to 1" diameter. Baffle diameter is 18-1/2".

SB8SEC (Copper Tint) 6/cs.

Features **Patented** and **Exclusive Scalloped Edge™** design.

4

Only Erva baffles are galvanized underneath their powder coated finish!!

P. 1-800-342-3782

F. 1-800-342-3781

www.ervadirect.com



Barrier Guard Feeders

STARLING PROOF / Easy Disassembly



BBF1 3/cs. Mealworm Feeder. (Deep Blue) Includes removable blue glass mealworm dish.



BBF1C 3/cs. (Copper Tint) includes removable clear glass mealworm dish.




SUET1 3/cs. Suet Feeder. (Evergreen) Holds 2 suet cakes. This feeder was the first in the series of the very successful Erva barrier guarded feeder line. Inner Cage has closing lid.



SUET1C 3/cs. (Copper Tint) Includes Internal cage which holds 2 suet cakes. Identical to SUET1 but in Copper Tint Finish. Inner Cage has closing lid.



CYFB1 3/cs. (Copper Tint) Seed Cylinder Feeder. Included Center pin holds cylinders in place. Features Elevated seed support and multiple drain holes.



MF1MT 3/cs. (Copper Tint) Seed Empty Barrier Guard Feeder With Knurled Knob - Copper Tint



PNF1 3/cs. (Copper Tint) Includes Stainless steel wire mesh cage is ideally suited for peanut hearts and sunflower seed.



Cable "slide" locks roof securely in place

ASCSET 6/cs. Replacement cup for BBF1/BF1C. This set includes a larger (1.5 cup) dish (4" Diameter. 2" Deep) for anyone wishing to offer larger portions.



YSFFN 3/cs. Attaches to all Erva barrier guard feeders for easy pole mounting. This device takes the place of the thumb nut. Simply remove the nut and thread the YSFFN onto the feeder bottom with the provided screw.



Fits onto all 1" OD poles



BGFP1 6/cs Perch Accessory. Easy assembly. Attaches to underside of all but the CYFB1 Feeder. Compatible with YSFFN.

5

All Erva Barrier Guard Feeders are ELECTRO - GALVANIZED!

P. 1-800-342-3782

F. 1-800-342-3781

www.ervadirect.com

Replacement Internal Features are available at www.ervadirect.com

Glass Dish Feeders

"Quick Connect" For all 1" Tubular Poles

JCPWP (Orange) 6/cs.
MWFWP (Blue) 6/cs.
CLFWP (Clear) 6/cs.



Step In Poles

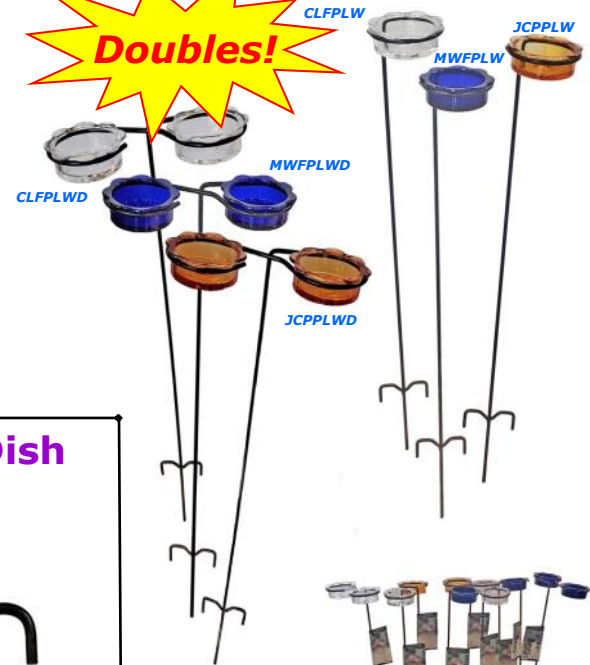
SINGLE DISH:

JCPPLW (Orange) 6/cs.
MWFPLW (Blue) 6/cs.
CLFPLW (Clear) 6/cs.

DOUBLE DISH:

JCPPLWD (Orange) 6/cs.
MWFPLWD (Blue) 6/cs.
CLFPLWD (Clear) 6/cs.

"Step In" Pole mount glass dish. 29" in ground height.



Hanging Single Dish



Hanging Double Dish

JCPWHD (Orange) 4/cs.
MFWWHD (Blue) 4/cs.
CLFWHD (Clear) 4/cs.

Doubles!



FHDISPLAY
See full details at
www.ervadirect.com

Glass Replacement Dishes

JCUPD (Orange) 6/cs. **MWFD** (Blue) 6/cs. **CLFD** (Clear) 6/cs.




6

All Erva Glass Dishes are 3-1/4" in Diameter And 1" Deep

P. 1-800-342-3782

F. 1-800-342-3781



THE CARD ABOVE IS FEATURED ON ALL GLASS DISH FEEDER PRODUCTS

www.ervadirect.com

Rain Guards and Moats



14" and 9-1/2" diameter weather guards made with galvanized powder-coated steel and attractive brass finish hanging hardware will keep feeders drier in rain and snow and shaded in sunshine. The bright colors advertise the location of the feeders to sought after birds.



Full Size: 14" Diameter

Basic Colors

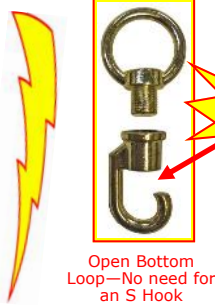

- RSGB** 4/cs. Blue Rain Guard.
- RSGG** 6/cs. Green Rain Guard.
- RSGO** 4/cs. Orange Rain Guard.
- RSGR** 6/cs. Red Rain Guard.
- RSGY** 4/cs. Yellow Rain Guard.
- RSGGLV** 6/cs. Galvanized. No paint or label.

Tint Colors


- RSGC** 4/cs. Copper Tint Rain Guard.
- RSGRT** 4/cs. Red Tint Rain Guard.

Mini: 9-1/2" Diameter

- RSGMIN** 6/cs. "Erva" Green Rain Guard.
- RSGMINR** 6/cs. Red Rain Guard.
- RSGMINEG** 6/cs. Evergreen Rain Guard.



LOW COST OPTION



All Rainguards are Electro-Galvanized

NOTE: Rain Guards are not designed to deter squirrels

Hanging Ant Moat



DETOURANT 12/cs.
Individually boxed. Unique patented design makes evaporation impossible. Environmentally Friendly. Guaranteed Leak Proof

FILL IT ONCE AND IT'S DONE FOR THE SEASON

Pole Mount Ant Moat



Mounting Poles:
Page 31



Daz Ant-Mote

6/cs.
Daz Innovations Pole Mount Ant Moat. Bagged.

Erva is a distributor for this product.

See detailed information at:
www.ervadirect.com or
www.theantmote.com

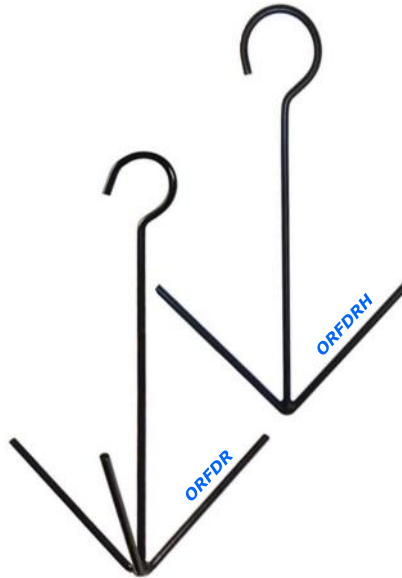
Specialty Feeders



Thistle Sock

TSB 12/cs.

Black highly durable nylon thistle sock holds 2 lbs. of thistle seed. 11"L x 4"W. Black socks don't show dirt and provide contrast to the yellow goldfinch. Yellow cord with clothing quality cord lock.



Fruit Feeders



ORFDRH 6/cs.

2 Prong. 10" Long.

ORFDR 6/cs.


3 Prong. 10" Long.

Seed Cylinder Feeder With Rainguard

CYFHLDN 6/cs. Green
6-1/2" in Diameter Bottom Plate.
Rainguard is 9-1/2".

**Easily Holds
28 -72 oz. Cylinders**

**Poly Bagged—For Display on
pegboard or display assem-
bled on shelf as shown below**



Suet Feeders

Evergreen



SUET3S 4/cs. (Copper Tint)

SUET3SG 6/cs. (Green)
Suet cage mounted under a 10" Square Galvanized Plate. Powder coated.



SUET4 4/cs. (Copper Tint)

SUET4G 4/cs. (Green)
Double suet cake feeder. 20" Long.



Evergreen

Locking Spring Ball

SUET2 6/cs. Versatile suet Cage with clip. Attaches to 1" diameter Poles. Holds one standard suet cake. 5"x5"x1-1/2"



Squirrel Feeders

SQF1G 2/cs. (Green)
Indestructible! 18 Gage Galvanized Steel! Squirrel feeder mounts easily on back plate (included). Also mounts on RNDTOP (Pg.12) pole top flange.

Fill with peanuts, corn, bread or leftover table scraps. etc.

Now Electro-Galvanized
For Maximum Corrosion Resistance



Provides great entertainment while keeping squirrels away from bird feeders!

Food Pantry Squirrel Feeder

SOLID STEEL • GUARANTEED INDESTRUCTIBLE

erva
Quality Metal Garden Products


erva.com
3100 West Grand Avenue
Chicago, IL 60622-4324

MADE IN USA

- All Steel Construction
- Baked On Finish
- Holds a Variety of Food
- Includes All Hardware for Tree, Post or Wall Mounting
- More Mounting Options Available at your Favorite Store and erva.com
- 100% Made in USA

SQF1G

7 63945 52899 1



MOUNTING PLATE INCLUDED

Guaranteed to outlast any other squirrel feeder!

SQF2 6/cs.
Wall or tree mount corncob platform squirrel feeder. 8"L x 4" W. For corn, apples and oranges. Solid Steel. **Indestructible!**



Safety Cap is placed over the blunt nail.



SQF2 LABEL

CORNRING 6/cs.
Sturdy 5/16" Wire. 14" diameter ring with a blunted nail to hold an ear of corn. Hanging hook at top.



Also works for oranges and other fruits



Safety Cap is placed over the blunt nail.

This platform is an inexpensive way to drive your ear-corn sales!



Tubular Poles

All Erva poles are heavy duty 16 gauge wall, 1" diameter steel tubing.
Erva offers the heaviest duty birdfeeding hardware on the market. **Guaranteed.**



*FP1 and FP2 Feature the FPTNF Mounting plate.
See Page 12 for our other mounting plates*

Poles With Mounting Plate Included

FP1 6/cs. 80" pole with "FPTNF" mounting plate.

FP2 6/cs. 74" pole with "FPTNF" mounting plate.

4 screws are provided with the mounting plate.

Poles Without Mounting Plate

FP1NF 6/cs. 80" pole (No mounting plate).

FP2NF 6/cs. 74" pole (No mounting plate).

FP3NF 6/cs. 60" pole (No mounting plate).

Mounting Plate Options: See Page 12

FP3NF

FP1NF

FP2NF

Deck Rail Pole

FP6NF 6/cs. (without mounting plate) Includes removable finial. Add an extender (Pg. 13) for more height. Accepts all Erva Quick Connect™ accessories and all multiple arm toppers or bird feeder mounting plates.
Drain slot at bottom of tube allows moisture to escape.

Note: This clamp opens to a full 3-1/2" to accommodate the majority of deck hand rails.

Sectional Pole

FPX3 4/cs. 80" Overall 3 piece pole. Bagged. Easily hung from pegboard.



Pole Extenders • Anchors • Base



Pole Extensions / Connectors

FP9

FP9 6/cs.
28" Straight
Pole Section.

TE28



TE20



TE14



TE9



TE28 6/cs.
28" Overall. Swaged Pole Section.
Extension is 26".

TE20 6/cs.
22" Overall. Swaged Pole Section.
Extension is 20".

TE14 6/cs.
14" Overall. Swaged Pole Section.
Extension is 12".

TE9 6/cs.
9" Overall. Swaged Pole Section. Ex-
tension is 7".

BASK1 4/cs. Overall Length 11.5"
"Basket" 6" Extension.

BASK1



PLDISPLAY Mobile Pole
Display—See Full details at
www.ervadirect.com



Shown with
LMQUAD



TWISTER



GRNDSTK



FP1GSX



FP1GS

TWISTER 6/cs.
Twist in ground auger sinks 20" in ground.
Includes set screw and 1/2" turning hole.
Allows pole to extend full height above ground.


GRNDSTK 6/cs.
Ground stake sinks 17" in ground leaving
7" above ground. **Allows pole to extend
full height above ground.**

FP1GSX 6/cs.
15" ground socket.

FP1GS 6/cs.
12" ground socket.

PAT1 3/cs.
Patio base. 24" diameter. For 1"
poles. Made with 1/2" Round
bar. Center tube extends 3" and accepts all 1" Poles.

PATSTK 12/cs.
14" Length. Anchors our Patio bases and PS series
Plant Stands (see page 29) Securely to the ground.
Advisable for high wind areas.



PAT1



PATSTK

11



Tubular Pole Accessories

Feeder Mounting Platforms

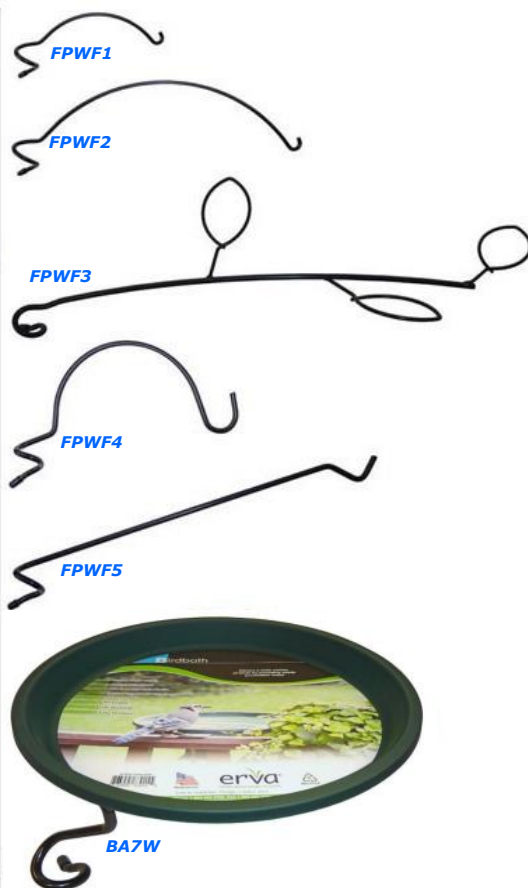
All mounting plates are sturdy 12 Ga. (.104) steel.

- FPTNF** 6/cs.
Mounting plate. 5-5/8"L x 3-1/4"W
- FPTNH** 6/cs.
Mounting plate **with 1" center hole**. 5-5/8"L x 3-1/4"W
- RNDTOP** 6/cs.
Round mounting plate. 3" diameter
- RNDTOPH** 6/cs.
Round mounting plate **with 1" center hole**. 3" diameter
- BBTOP** 6/cs.
Nest box mounting plate: Top or side mount. 2"H x 2"W x 2"D
- FPVFP** 6/cs.
Vertical mounting plate for nest boxes and one-sided feeders.
5-5/8"H x 3-1/4"W
- POLAD** 6/cs.
Pole mounting adapter for all tube feeders with threaded bases.



Quick Connect™ Series hangers require no tools. All hangers on this page are designed to work with our 1" Tubular Poles.

Quick Connect™ Attachments



FPWF1 10/cs.
8" Quick Connect™ hanger.
Holds 10 lbs!

FPWF2 6/cs.
16" Quick Connect™ hanger.

FPWF3 6/cs.
24" Heavy duty Quick Connect™ hanger, branch style. 5/16" Wire.

FPWF4 6/cs.
12" Quick Connect™ hanger with large radius, heavy duty 3/8" steel.

FPWF5 6/cs. (Perfect for Brome feeders)
19" Quick Connect™ hanger with up angle. 3/8" heavy duty steel.

BA7W 4/cs.
Quick Connect™ Wire form bird bath dish holder comes **complete with D14GR dish**. Goes on with a twist, fits 1" diameter poles.

Quick Connect™ Label



Tubular Pole Accessories



2 Arm Tops

FPDUO
HEAVY DUTY

RDUO
MEDIUM DUTY

FPDUO 6/cs.

Wrought iron 2 arm pole top. Made with 7/16" square steel. 12" reach.

RDUO 6/cs.

Round steel rod 2 arm pole top. Made with 7/16" round steel. 12" reach.

3 Arm Tops

FPTRIO
HEAVY DUTY

RTRIO
MEDIUM DUTY

FPTRIO 4/cs.

Wrought iron 3 arm pole top. Made with 7/16" square steel. 12" reach.

RTRIO 4/cs.

3 arm pole top. Made with 7/16" round steel rod. 12" reach.

ERTRIO 4/cs.

Iron 3 arm knock down (extended reach) assembly. Made with 3/8" square steel. 22" reach.

LMTRIO 4/cs.

Wrought iron (with forged twist) 3 arm knock down assembly. 3/8" square steel arms. 12" reach.

FPXTRIO 4/cs.

Wire 3 arm knock down assembly. Light duty. Made with 3/8" round steel arms. 13.5" reach.

Bagged for easy pegboard display. ➔



FPXTRIO, FPXQUAD ARE BOTH BAGGED FOR EASY PEG-BOARD DISPLAY

LMTRIO
PREMIUM HAND FORGED

FPXTRIO
BEST VALUE

Premium Hand Forged Ends

4 Arm Tops

FPQUAD
HEAVY DUTY

RQUAD
MEDIUM DUTY

FPQUAD 2/cs.

Wrought iron 4 arm pole top. Made with 7/16" square arms. 12" reach.

RQUAD 2/cs.

4 arm pole top. Made with 7/16" round steel. 12" reach.

ERQUAD 4/cs.

Iron 4 arm knock down (extended reach) assembly. Made with 3/8 square steel. 22" reach.

LMQUAD 4/cs.

Wrought iron (with forged twist) 4 arm knock down assembly. Made with 3/8" square steel. 12" reach.

FPXQUAD 4/cs. **ECONOMY MODEL**

Wire 4 arm knock down assembly. Light duty. Made with 3/8" round Steel arms. 13.5" reach. Bagged for easy pegboard display.

LMQUAD
PREMIUM HAND FORGED

FPXQUAD
BEST VALUE

Premium Hand Forged Ends

Flower Basket Pole Top



B12PL



Shown with FPDUO

Fits FPDUO, FPTRIO, FPQUAD, LMQUAD, LMTRIO, ERTRIO and ERQUAD Pole Toppers

Decorative Pole Top Finials



FINIAL 10/cs.

Plastic finial. This item is provided on all multi arm pole tops and the FP6NF and WMT wall and deck poles.



FINCA 4/cs.

Red cardinal finial. Laser cut steel.

13



Tubular Pole Sets • 4 Arm

Individually Boxed

Premium - Hand Forged Ends

FP5TLM4B

High Value - Machine Formed Ends

FP5TEM4

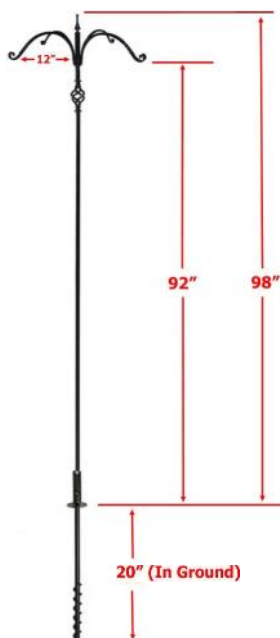
Economy - 3/8 Wire Ends

FP5TX4

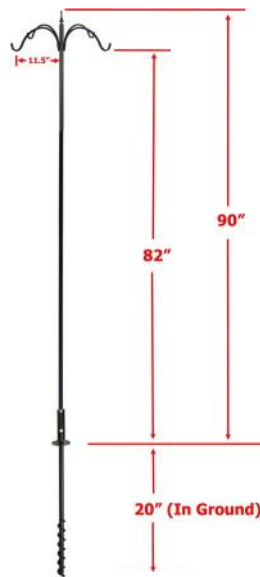
22" Extended Reach Arms

FP5TER4

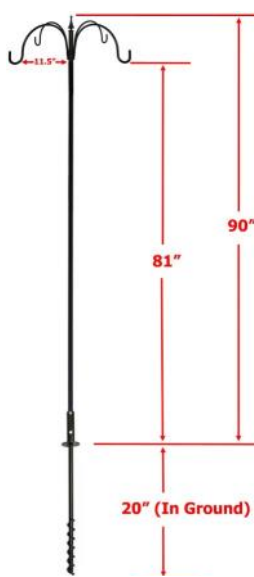
Forged Iron Basket



28 x 8 x 3



28 x 8 x 3



28 x 8 x 3



30 x 5 x 3

All are individually boxed for easy merchandising.
Packed securely for safe re-shipment.

- **FP5TLM4B** 1/cs. 80" pole (3 pc) with **TWISTER** Ground Socket, **BASK1** and **LMQUAD** pole top.
- **FP5TEM4** 1/cs. 80" pole (3 pc) with **TWISTER** Ground Socket, and pole top with "cold formed" arms.
- **FP5TX4** 1/cs. 80" pole (3 pc) with **TWISTER** Ground Socket and 4 "economy" 3/8 wire arms.
- **FP5TER4** 1/cs. 80" pole (3 pc) with **TWISTER** Ground Socket and **ERQUAD** pole top.

Tubular Pole Sets • 3 Arm

Individually Boxed



Premium - Hand Forged Ends

High Value - Machine Formed Ends

Economy - 3/8 Wire Ends

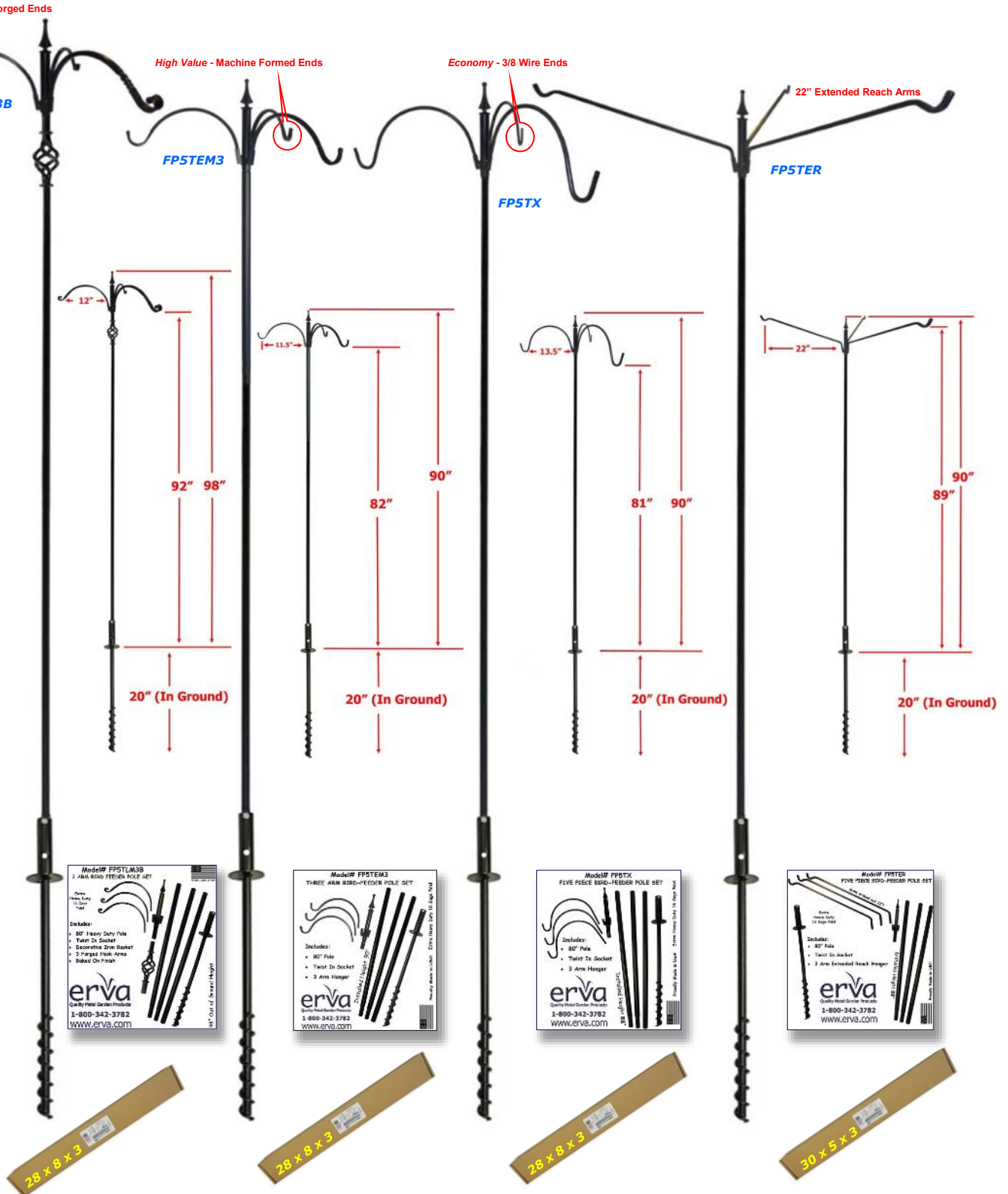
22" Extended Reach Arms

FP5TLM3B

FP5TEM3

FP5TX

FP5TER



All are individually boxed for easy merchandising.

Packed securely for re-shipment.

- **FP5TLM3B** 1/cs. 80" pole (3 pc) with **TWISTER** Ground Socket, **BASK1** and **LMTRIO** pole top.
- **FP5TEM3** 1/cs. 80" pole (3 pc) with **TWISTER** Ground Socket, and pole top with "cold formed" arms.
- **FP5TX** 1/cs. 80" pole (3 pc) with **TWISTER** Ground Socket and **FPXTRIO** pole top.
- **FP5TER** 1/cs. 80" pole (3 pc) with **TWISTER** Ground Socket and **ERTRIO** pole top. Boxed.

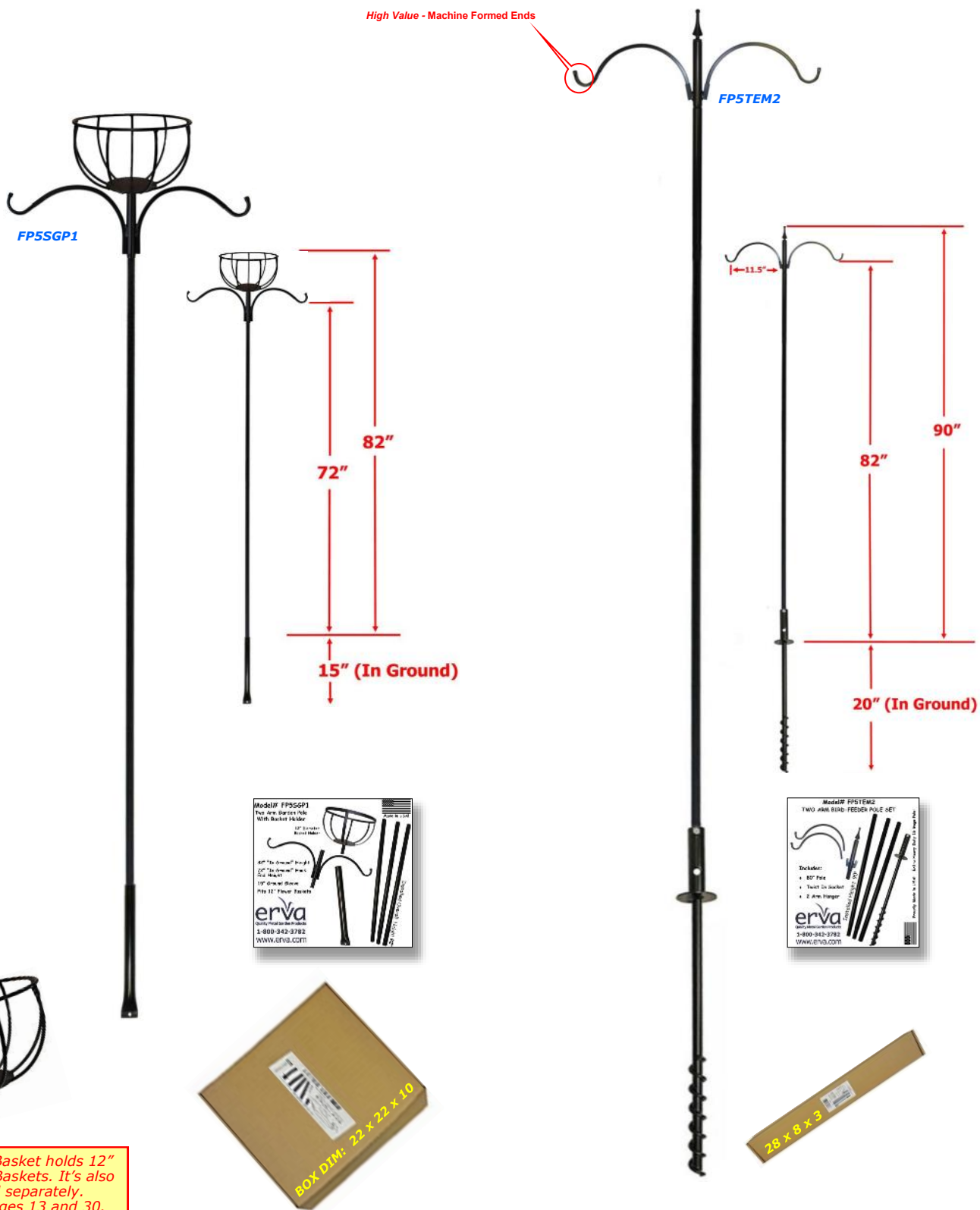
15



Tubular Pole Sets • 2 Arm

Individually Boxed

High Value - Machine Formed Ends



Individually boxed for easy merchandising.
Packed securely for re-shipment.

- 16** • **FP5TEM2** 1/cs. 80" pole (3 pc) with **TWISTER** Ground Socket, and pole top with "cold formed" arms.
• **FP5SGP1** 1/cs. 80" pole (3 pc) with **FP1GSX** Ground Socket and **B12PL** basket holder top.

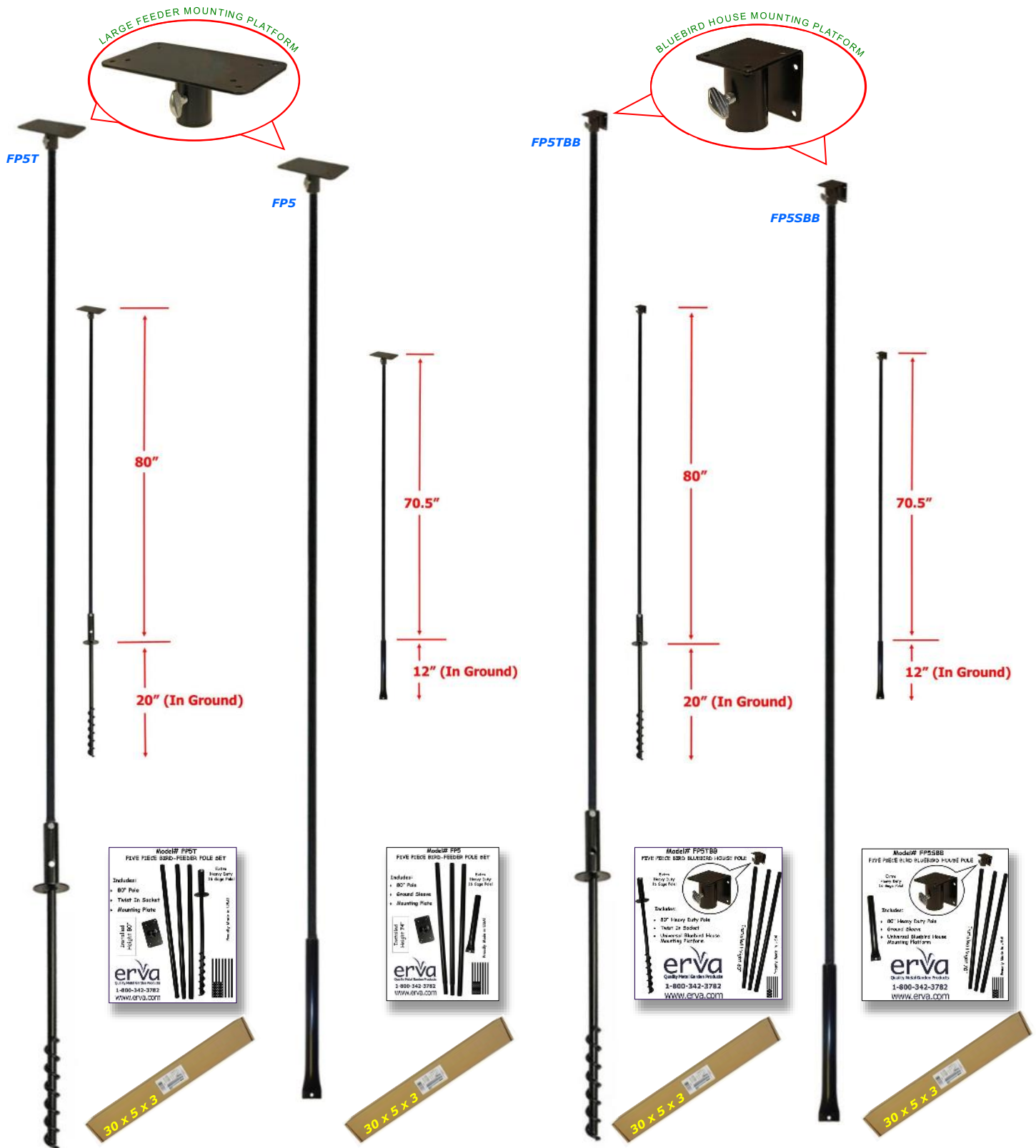
P. 1-800-342-3782

F. 1-800-342-3781

www.ervadirect.com

Tubular Pole Sets With Plate

Individually Boxed



Individually boxed for easy merchandising.
Packed securely for re-shipment.

- **FP5T** 1/cs. 80" pole (3 pc) with **TWISTER** Ground Socket and **FPTNF** Mounting Plate. Boxed.
- **FP5** 1/cs. 80" pole (3 pc) with **FP1GS** Ground Socket and **FPTNF** Mounting Plate. Boxed.
- **FP5TBB** 1/cs. 80" pole (3 pc) with **TWISTER** Ground Socket and **BBTOP** Mounting Plate. Boxed.
- **FP5SBB** 1/cs. 80" pole (3 pc) with **FP1GS** Ground Socket and **BBTOP** Mounting Plate. Boxed.

17

P. 1-800-342-3782

F. 1-800-342-3781

www.ervadirect.com



Portals / 4x4 Items

Copper Portals are made with 99.9% pure *ANTIMICROBIAL* copper

Portals are available in cases of 18 individually packed or 50 bulk. 2"x2" outside dimension. Screws Included.

Please add a "B" after item# for bulk. Example: PH1B or PH1CB

Portals prevent predators from chewing and entering nest boxes.
All portals (except bulk) are bagged and barcoded.

Erva Copper Portals are completely deburred to prevent feather wear.



Tan portals are fully **galvanized steel** and powder coated with a baked on finish.

Copper portals are made with **genuine copper**.



	Tan	Copper	Size
E. Bluebird	PH1*	PH1C	1.500"
Nuthatch	PH2	PH2C	1.250"
Chickadee	PH3	PH3C	1.125"
Wren	PH4	PH4C	1.000"
W. Bluebird	Copper only →	PH5C	1.563"

**Note: Some "economy" portals on the market are secured with three and in some cases just two screws. Predators will pull back the portal at its weakest point. A truly secure portal must be secured with 4 screws.*

***Note: The house sparrow will enter holes with a diameter of 1-3/8" (1.375") and greater.**



4x4 Post Accessories


IMPORTANT

4x4 Post Dimensions Explained

IMPORTANT

Most lumber is sold in "nominal" (in name only) sizes such as 1x3, 2x4 and 4x4. But **these sizes are not the actual dimensions of the wood**. The reason for this is that when the 4x4 board is first rough sawn from the log, it is a true 4x4, but the drying process and planning of the board reduce it to the **finished 3.5 x 3.5 size**. All Erva 4x4 baffles accommodate this standard 3.5 x 3.5 size. This is the typical size found at most home centers and lumber yards.

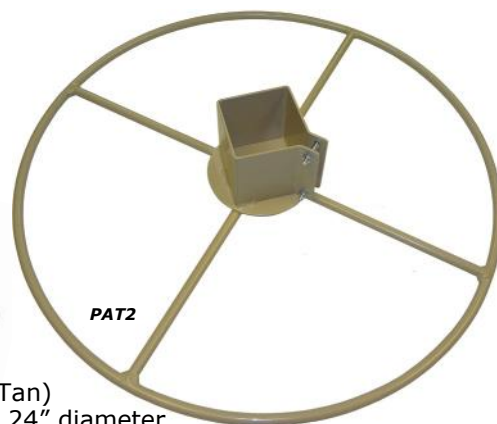

Rough sawn true 4x4 posts are rare. Newer PVC posts also vary in size between 3.75 and 4 inches square. **Our 4X4ACT Baffle and T4X4TACT Ground Socket will accommodate true 4x4 posts.** Questions? Call 1-800-342-3782.



T4X4T 4/cs. (Tan)
Twist in ground socket. 20"
in ground depth.
(For 3-1/2" x 3-1/2" Posts)

T4X4TACT 1/cs. (White)
Twist in ground socket. 20" in ground depth.
(For **True** 4" x 4")

BRK4 6 pairs/cs. (Tan)
Two brackets for mounting
feeders or nest boxes to 4X4
posts. This is a heavy duty
bracket, almost 1/8" Thick.
Includes screws.



PAT2 1/cs. (Tan)
4x4 Patio base. 24" diameter.
(For 3-1/2" x 3-1/2" Posts)

18

P. 1-800-342-3782

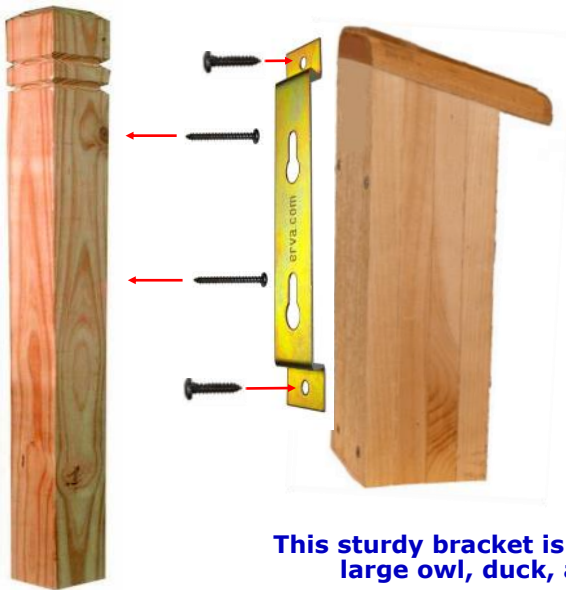
F. 1-800-342-3781

www.ervadirect.com

Bracket, Hooks

HB1 6/cs.

Quick Connect™ Birdhouse mounting plate with screws.
5.25" Long. 1" Wide. 7/16" Standoff. **This is the fastest, easiest and least expensive way to securely mount and remove a bird house for end of season cleanout.**

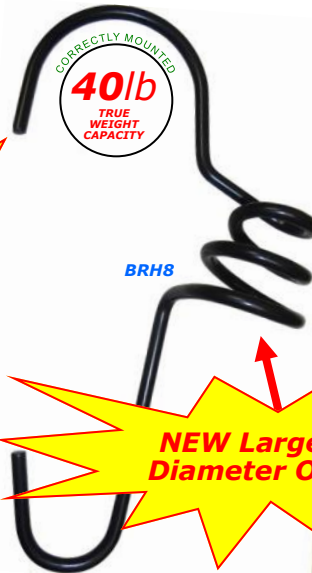


Poly Bagged with all fasteners and detailed instructions.
Made with heavy duty 16 Gauge (.059 thick) steel.

This sturdy bracket is designed to secure large owl, duck, and bat boxes.



Erva Uplifter Broom Handle Hook



NEW Larger 1.5" Diameter Opening

BRH8 6/cs.

Black-8" long
Supports 40 pounds.



Decorative "Hummingbird" Hooks

7" laser cut hooks are 1/8" thick.

DH7H 6/cs.
Hummingbird.
Black


DH7HR 6/cs.
Hummingbird.
Red





Hooks

Note: The number found in the part number corresponds to its length. Example: EH12 is 12" long.



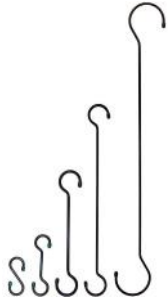
"S" Hooks (Black) 1/4" round steel "S" hooks. **EGH Series Hooks all have a 2" opening.**

EGH6 12/cs.

EGH12 12/cs.

EGH18 12/cs.

EGH24 12/cs.



Extension Hooks (Black) Heavy duty hook made from 1/4" steel wire with **green vinyl caps.**



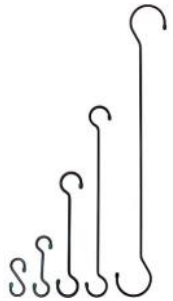
EH4 12/cs.

EH18 12/cs.

EH6 12/cs.

EH29 12/cs.

EH12 12/cs.



Extension Hooks (Black) **Platinum Cap Series™** Heavy duty premium hooks made from 1/4" steel wire and finished with **"Silver Flake" vinyl end caps.**



EH4B 12/cs.

EH18B 12/cs.

EH6B 12/cs.

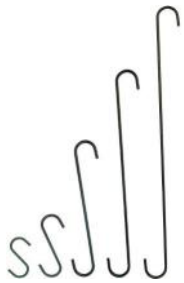
EH29B 12/cs.

EH12B 12/cs.

These hooks are attractive counterparts to the **Platinum Cap Series™**



Deck and Wall Hangers



"S" Hooks (Green) 1/4" round steel "S" hook with a 1-1/2" openings.

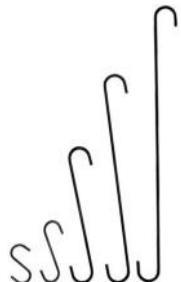
EGR4 12/cs.

EGR18 12/cs.

EGR6 12/cs.

EGR24 12/cs.

EGR12 12/cs.



"S" Hooks (Black) 1/4" round steel "S" hook with 1-1/2" openings. Powdercoated.

EBL4 12/cs.

EBL18 12/cs.

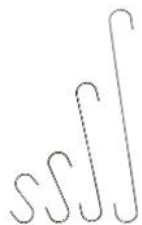
EBL6 12/cs.

EBL24 12/cs.

EBL12 12/cs.



20



"S" Hooks (Zinc Finish) .177" "Economy" galvanized steel "S" hook with a 1-1/2" opening.

GS4 18/cs.

GS12 18/cs.

GS6 18/cs.

GS18 18/cs.



Hooks, Hangers, Chain

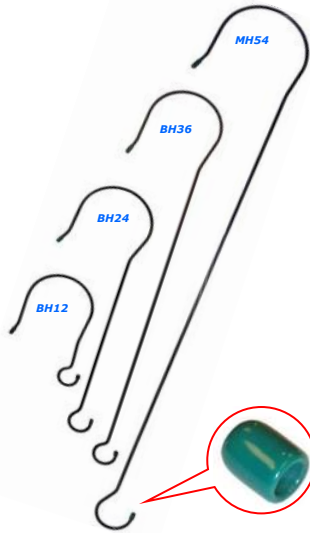
Branch Hooks

Black. 1/4" steel wire with **green end caps**. Fits branch limbs up to 6".



- BH12** 12" Length 12/cs.
- BH24** 24" Length 12/cs.
- BH36** 36" Length 12/cs.
- MH54*** 54" Length 6/cs.

***MH54** is made with heavy 5/16" wire and fits a 7-1/2" branch.



Chain Hanger

CH1B 6/cs.
Black 33" long chain supports 16 pounds. **Poly Bagged.**



BR Series Hooks Powder coated 1/8" "bright zinc" wire with a unique high tech "tint" finish. Ideal for hanging **hummingbird** feeders and decorations up to 15#.

- BR3** 3" 12/cs.
- BR8** 8" 12/cs.
- BR14** 14" 12/cs.
- BR20** 20" 12/cs.

15lb
TRUE
WEIGHT
CAPACITY



WH6 12/cs.
Black. Ceiling hook. With wood screw threads/green cap. 6" Long.

30lb
TRUE
WEIGHT
CAPACITY



SHB 50/cs.
Small: 1-1/4" long. Steel. Yellow zinc plate.



SWIVEL 6/cs.
Swivel snap hook. 3-3/4" long .688" eye.

SWIVEL

SHKB 50/cs. (Black) 3" long. 1/8" galvanized.
SHKZ 50 /cs. (Zinc) 3" long. 1/8" galvanized.
Light duty "S" hooks. 3" long 1" opening

15lb
TRUE
WEIGHT
CAPACITY



GZB3 50/cs. (Black) 3" long. 1/8" galvanized.
GZW3 50/cs. (Zinc) 3" long. 1/8" galvanized.
Light duty hooks. 3" long 1-1/4" opening

12lb
TRUE
WEIGHT
CAPACITY



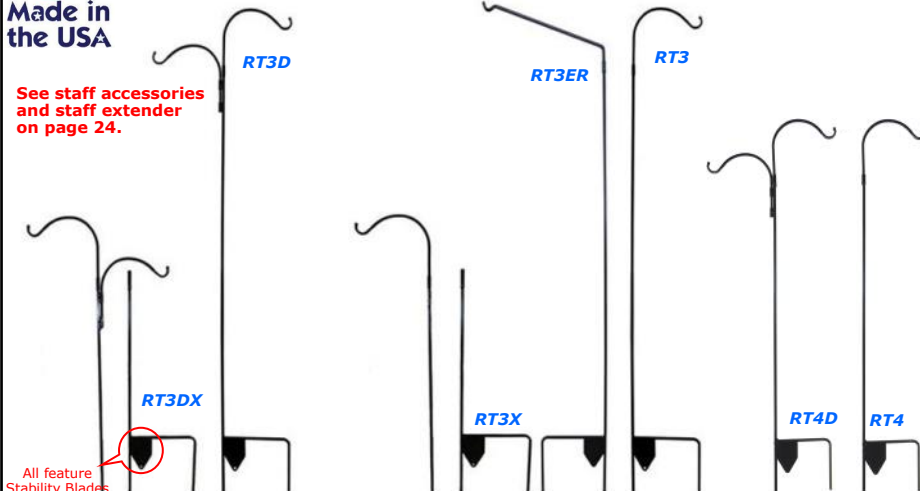


Made in the USA

See staff accessories and staff extender on page 24.

Shepherd Staffs: Square Wrought Iron

Note: All Staffs on this page are FedEx Ground shippable! No minimum other than full case packs.



All RT series shepherd staffs feature our exclusive **Stability Blade™** and step 12" into the ground. Staffs with two arms feature an exclusive second tube to prevent birds legs from becoming wedged between the hook and main shaft.

1/2" Square Premium

RT3DX 6/cs. 2 Arm. 93" tall. 13" reach.
Knock down RT3D (4 Pieces).

RT3D 6/cs. 2 Arm. 93" tall. 13" reach.

RT3X 6/cs. 1 Arm. 93" tall. 13" reach.

Knock down RT3 (3 Pieces).

RT3ER 4/cs. 1 Arm. 93" tall. 13" reach.
Extended reach 20" reach.

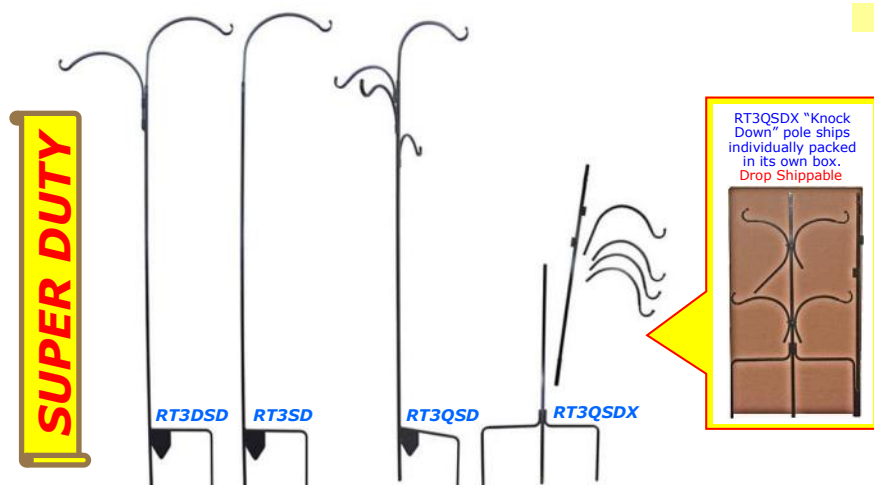
RT3 6/cs. 1 Arm. 93" tall. 13" reach.

RT4 6/cs. 1 Arm. 73" tall. 13" reach.

RT4D 6/cs. 2 Arm. 73" tall. 13" reach.

RT3X/RT3DX Also Available individually packed. See RT3XIP and RT3DXIP in pricelist.

All Hook ends for staffs on this page are sculpted for premium appearance.



5/8" Square Premium

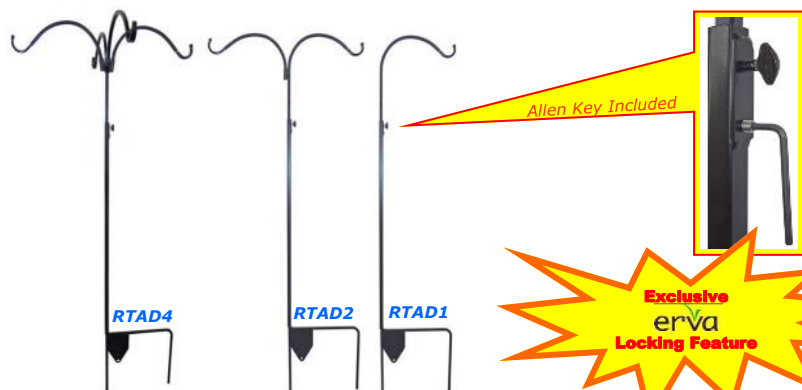
RT3DSD 4/cs. 2 Arm. 95" tall. 16" reach.

RT3SD 4/cs. 1 Arm. 95" tall. 16" reach.

RT3QSD 2/cs. 4 Arm. 93" tall. 13" reach.

RT3QSDX 1/cs. "Knock Down" Pole, 4 Arm. 93" tall. 13" reach. *Double leg configuration. Individually boxed.*

5/8 Square are our STRONGEST Staffs !

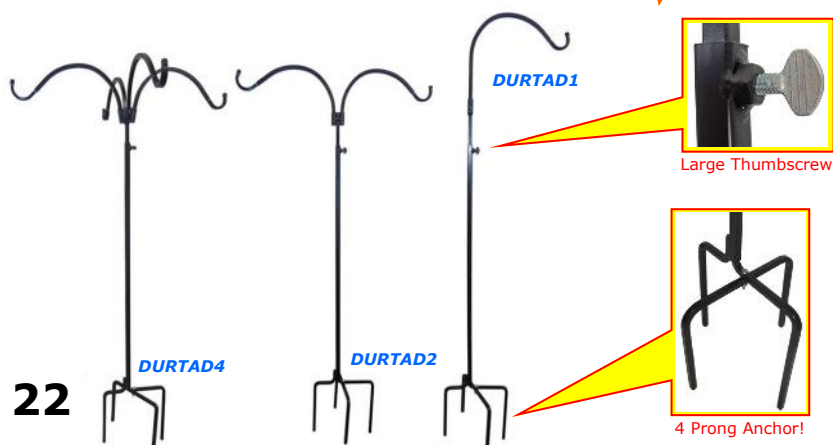


7/16" Square Premium "Adjustable"

RTAD4 5/cs. 4 Arm. 62" to 93" tall. 13" Reach. With Stability Blade™.

RTAD2 6/cs. 2 Arm. 62" to 93" tall. 13" Reach. With Stability Blade™.

RTAD1 6/cs. 1 Arm. 62" to 93" tall. 13" Reach. With Stability Blade™.



Drop Shippable!

INDIVIDUALLY BOXED

7/16" Square Economy "Adjustable"

DURTAD4 1/cs. 4 Arm. 57" to 89" tall. 13" Reach. *Individually boxed.*

DURTAD2 1/cs. 2 Arm. 63" to 94" tall. 13" Reach. *Individually boxed.*

DURTAD1 1/cs. 1 Arm. 63" to 94" tall. 13" Reach. *Individually boxed.*

22

P. 1-800-342-3782

F. 1-800-342-3781

www.ervadirect.com

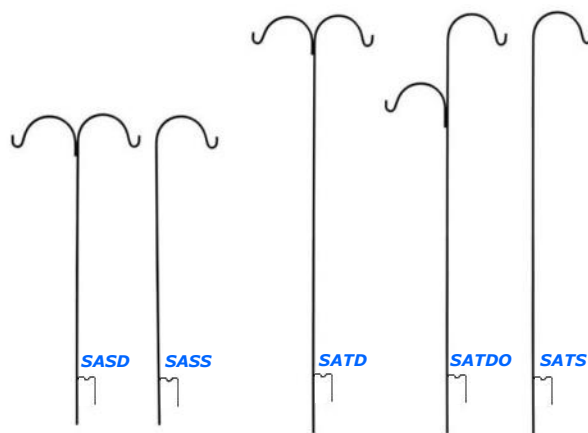
Shepherd Staffs: Round Bar



Our Economy series staffs are made with 1/2" round steel. We specify **cold finished 1018 grade** material instead of hot rolled (softer) for maximum rigidity. Note: S580 and D580 "Super Duty" staffs feature **heavier 5/8"** round steel shafts.



See Displays at
www.ervadirect.com



1/2" Round Economy

- SASD** 10/cs. 65" Short double.
SASS 10/cs. 65" Short single.
SATD 10/cs. 91" Tall double.
SATDO 10/cs. 91" Tall double offset.
SATS 10/cs. 91" Tall single.
All arms have a 13" reach

Note: SASD, SATS, SATD, SATDO must ship on pallets via common carrier. The cases exceed size for FedEx Ground shipping. 200# Minimum order.

5/8" Round
Our Second
Strongest
Staffs

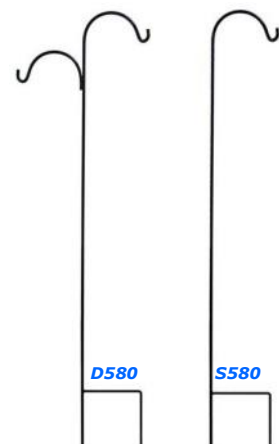


SUPER DUTY

5/8" Round Economy "SUPER DUTY"

- D580** 6/cs. 2 Arm. 93" tall
S580 6/cs. 1 Arm. 93" tall
All arms have a 13" reach

Note: D580 and S580 must ship on pallets via common carrier. The cases exceed size for FedEx Ground shipping. 200# Minimum order.



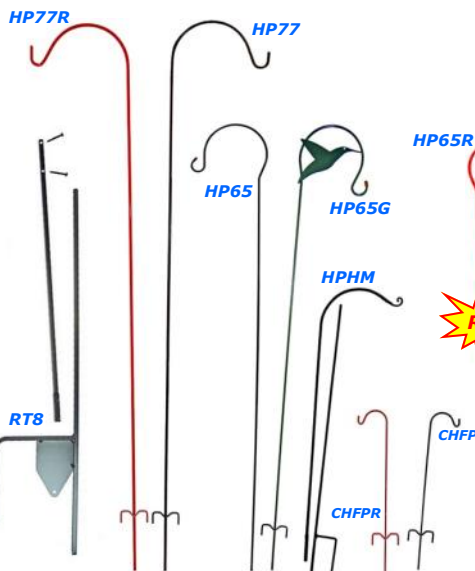
Note: All Staffs below are FedEx Ground shippable! No minimum other than full case packs

1/2" Round Memorial Series

- MR** 6/cs. 47" Plain. 13" reach.
MRA 6/cs. 47" With angel. 13" reach.

Flag Holder

- FH4** 6/cs. 15" Wide, 44" High. For 13" Flags.
 Black vinyl end caps. Steps 6" into ground.
5/16 Round is 25% sturdier than the imports!



Note: All Staffs below are FedEx Ground shippable! No minimum other than full case packs.

Bluebird Pole Hummingbird Staffs

- RT8** 6/cs. Bluebird pole **Two mounting holes in upper removable shaft** (2 Piece) 70" tall. (58" In ground) *screws provided.*
HP77R 6/cs. Red. 77" tall. Made with 3/8" steel rod.
HP77 6/cs. Black. 77" tall. Made with 3/8" steel rod.
HP65 12/cs. Black + red vinyl cap. 65" tall. 5/16" rod.
HP65R 12/cs. Red + red vinyl cap. 65" tall. 5/16" rod.
HP65G 12/cs. Green finish with hummer silhouette and red vinyl cap. 65" tall. Made with 5/16" rod.
HPHM 6/cs. Two piece hand forged wrought iron pole. 76-1/2" tall. Steps 6-1/2" in ground. Made with 3/8" square steel. Also available **individually packed. See "HPHMIP" in pricelist.**
CHFP 6/cs. Red "container" hummingbird feeder hanger for planters & flower boxes. 24" tall, 4" reach, 5.5" in ground depth. Made with 1/4" steel wire.
CHFP 6/cs. Black "container" feeder hanger as above.

Note: Removable upper shaft allows for quick and easy end of season cleanout.



RT8 Also Available Individually Packed. See RT8UN in Price List.



Made in the USA

Staffs, Accessories, Deck/Baluster Hangers

Shepherd Staff Accessories

RT5X 6/cs. **18" Staff extender**

Fits RT3, RT3D, RT3SD, RT3DSD, RT3QSD Staffs.

RT5X — works best inserted into the two side tubes on the **RT3D** and **RT3DSD** Shepherd Staffs

Quick Connect Hangers

RTWFR1 10/cs.

8" Quick Connect™ hanger fits **1/2" square or round** poles (E.g. RT3, RT3D, RT4, SASS, SATS, SATD, SATDO)

RTWFR1X 6/cs. As above with longer 12" reach.

RTWFR2 6/cs.

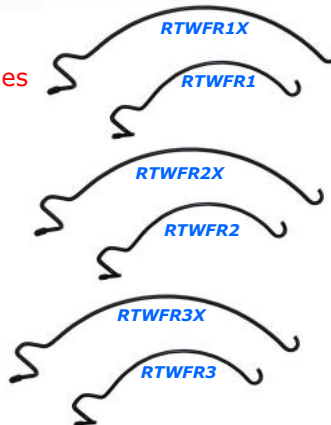
8" Quick Connect™ hanger fits **7/16" square** (E.g. RT2CL, RT2CLV, RT2D, WIPH, WIPHWD, RT2FD).

RTWFR2X 6/cs. As above with longer 12" reach.

RTWFR3 6/cs.

8" Quick Connect™ hanger fits **5/8" square or round** (E.g. S580, D580, RT3SD, RT3DSD, RT3QSD)

RTWFR3X 6/cs. As above but with longer 12" reach.



Scroll Staff

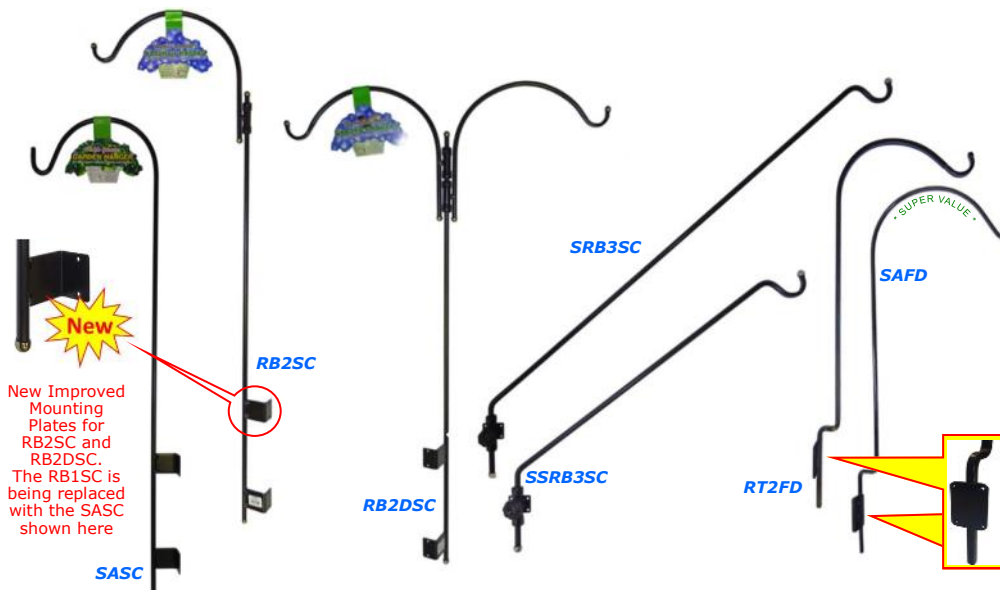
Removable Mounting Plate

OSS1



OSS1 6/cs.

Deck Hangers



New
New Improved Mounting Plates for RB2SC and RB2DSC. The RB1SC is being replaced with the SASC shown here



Screw Mount

Platinum Cap/ Wrought Iron

SASC 4/cs. Single arm fixed.

39" overall ht., 16-1/2" reach. 1/2" Rd.

RB2SC 4/cs. Single arm adjustable 45" max. ht., 16-1/2" reach. 1/2" Rd.

RB2DSC 4/cs. Two arm adjustable 42" max. ht., 16-1/2" reach. 1/2" Rd.

SRB3SC 6/cs. Long swing arm hanger. 27" height, 44" reach. 1/2" Rd.

SSRB3SC 4/cs. Short swing arm hanger. 20" height, 23" reach. 1/2" Rd.

RT2FD 6/cs. Offset to clear deck hand rail. 36-1/2" tall, 13" reach.

1-5/8" offset clears top caps. 7/16" Sq.

SAFD 6/cs. Single arm fixed.

39" overall height, 13" reach. 3/8" Rd. wire. Light Duty. No label.



Exclusive
erv
Product



Wrought Iron

Baluster Mount

WIPH 4/cs. Clasps to vertical iron fence and porch spires from **7/16" to 3/4" square**. 32" above rail hang point. Extends out 2-1/2" from baluster.

WIPHWD 4/cs. Same as WIPH but clasps to vertical spires from **1" to 1-1/2" Square**.

Spires this thick are typically made of wood

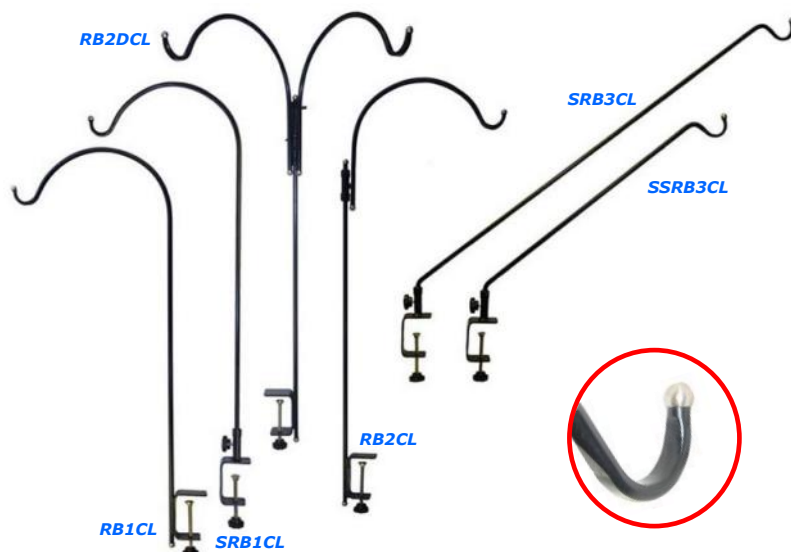
WIPH/WIPHWD include specially formed 1/8" thick plates which provide "iron clad" holding power for extreme 30# capacity.



WIPHWD

IN USE

Clamp Mount Deck Hangers



Premium Platinum Cap

Clamp Mount - 1/2" Round

- RB1CL** 6/cs. Fixed arm. 39" overall height, 16-1/2" reach.
- SRB1CL** 6/cs. **Swivel** single arm. 43" overall height, 16-1/2" reach.
- RB2DCL** 5/cs. Double arm adjustable. 42" max height, 17" reach.
- RB2CL** 6/cs. Single arm adjustable. 45" max. height, 17" reach.
- SRB3CL** 6/cs. Swing arm hanger. 27" height, 44" reach.
- SSRB3CL** 6/cs. Swing arm hanger. 20" height, 23" reach.

RT2BRO

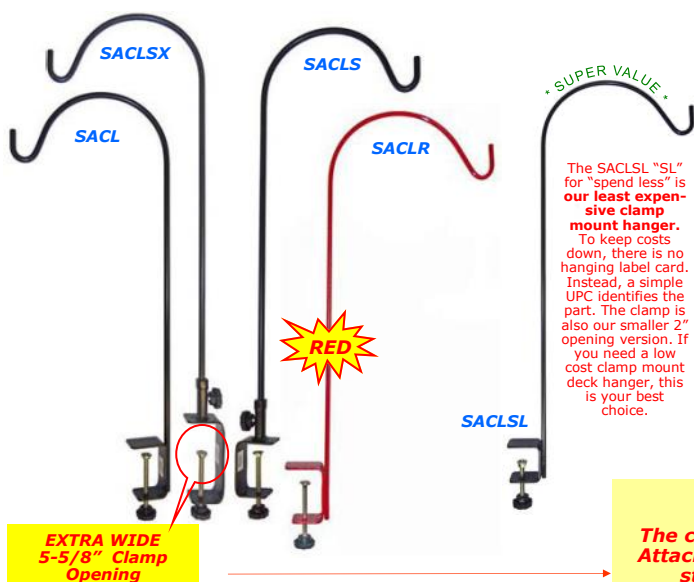


Wrought Iron

Clamp Mount - 7/16" Square

- RT2BRO** 4/cs. Adjustable. Extends 37" - 64" in height. **20" Reach.** Designed for **Brome** Feeders. 20" reach is necessary to prevent squirrel access.
- RT2CL** 6/cs. Clamp mount hanger. 36-1/2" tall, 13" reach.
- RT2CLV** 4/cs. Clamp mount hanger. **Arm Lifts out to reposition.** 44" tall, 13" reach.
- RT2D** 5/cs. Clamp mount double arm hanger with Repositionable arm. 43" tall, 13" reach.

Note: All Erva deck hanger clamps open to a full 3-1/2" to accommodate the majority of deck hand rails. For larger applications see our **SACLSX 5-5/8" clamp** below.



Economy

Clamp Mount - 1/2" & 3/8" Round

- SACL** 6/cs. Fixed arm. 33" tall, 12" reach. (1/2" Rod).
- SACLSX** 2/cs. Extra large clamp. Swing arm. (1/2" Rod). 37" Tall, 12" reach. **See clamp specifics lower left.**
- SACLS** 6/cs. Swing arm. 37" tall, 12" reach. (1/2" Rod).
- SACL** 4/cs. Fixed arm. 31" tall, 12" reach. (3/8" Rod). Light Duty. **Red.** For hummingbirds. No hanging label.
- SACLSL** 6/cs. Fixed arm. 31" tall, 12" reach. (3/8" Rod). Light Duty. Black. No hanging label. Smaller 2" Open clamp.

The SACLSL "SL" for "spend less" is our **least expensive clamp mount hanger**. To keep costs down, there is no hanging label card. Instead, a simple UPC identifies the part. The clamp is also our smaller 2" opening version. If you need a low cost clamp mount deck hanger, this is your best choice.

The SACLSX Clamp has an opening large enough to fit over horizontal members from 2" to 5-5/8"

The clamp will not work on members thinner than 2" - by design. Attaching the clamp to members under 2" increases leverage and stress on the threaded portion which may cause bending.

25



Hand Forged Wall Hangers

Only Erva provides appropriate **hardened** screws plated in a corrosion resistant finish called "**black zinc**" to perfectly match the black color of these **premium quality** hooks.



Premium Hand Forged Square Iron

HF1 6/cs.
14" hand forged wall hanger. 3/8" square iron.

HF1S 6/cs.
10" hand forged wall hanger. 5/16" square iron.

HF2 6/cs.
12" hand forged wall hanger. 3/8" square iron.

HF2S 6/cs.
9" hand forged wall hanger. 5/16" square iron.

HF7 6/cs.
24" hand forged wall hanger. 7/16" square iron.

HF7S 6/cs.
17" hand forged wall hanger. 7/16" square iron.

HF3 6/cs.
12" hand forged wall hanger. 3/8" square iron.

HF3S 6/cs.
8" hand forged wall hanger. 5/16" square iron.

HF7R 4/cs.
24" hand forged hanger. 7/16" square iron.
With 3/8" square reinforcing bar.

HF6 6/cs.
30" hand forged wall hanger. 7/16" square iron.

HF6S 6/cs.
20" hand forged wall hanger. 7/16" square iron.

HAND FORGED ENDS

CORRECTLY MOUNTED
50lb
TRUE
WEIGHT
CAPACITY




Wall Hangers



Wrought Iron

7/16" Square

RT1 6/cs.
Wall mount hanger. 12" reach.
RT6 6/cs.
Angled hanger. 20" reach.



Premium Platinum Cap

1/2" Round


WB1 6/cs.
Wall bracket with a 16-1/2" reach.
WB2 6/cs.
Adjustable arm moves side to side & up and down.
16-1/2" reach.
WB3 6/cs.
Heavy duty large wall bracket. 27-1/2" reach.



Economy

3/8" Round

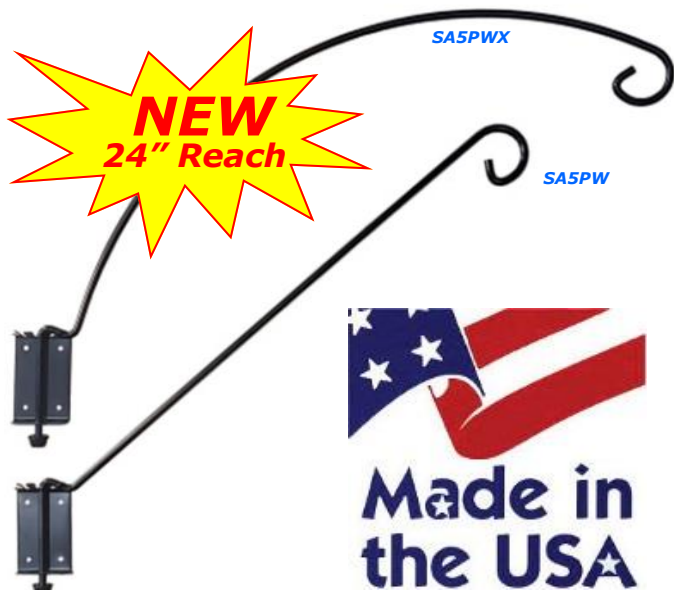
WMH1 4/cs.
Black Wall Mount Hanger, Single Arm - 12" Reach.
15# capacity.
WMH2 4/cs.
Black Wall Mount Hanger Double Arm - 12" reach.
15# capacity.



Economy

5/16" Round

SA5PW 6/cs.
Black. Five position adjustable wall bracket.
17" reach. 10# capacity.
SA5PWX 6/cs.
Black. Five position adjustable wall bracket.
24" reach. 10# capacity.





Bird Baths



Inserts

-14" Dishes

D14GR Green
D14CL Clay
D14BL Black
 6/cs. 14" diameter.

-17.75" Dish

D17GR Green
 6/cs. 17.75" dia.



All Erva 14" dishes feature this label including the BATHP3

Baths

-Deck Rail

BA1G 4/cs. Clamp Mount. Green.
BA2G 2/cs. Screw Mount. Green

-Ground Level

BA5G 4/cs. Ground Level. Green.

-Hanging

BA3G 4/cs. Hanging. Green.

-Patio

BA6G 2/cs. Patio Bath. Green. 17.75" diameter patio bird bath. Stands 30" above ground.

BATHP3 4/cs. Patio Bath. **With Green Dish.** 14" diameter patio bird bath. Stands 25" above ground.

-Step In

BA4G 4/cs. 17.75" diameter pole mount bird bath with decorative leaves. Stands 33" above ground.

BATHP2 6/cs. **Stand Only:** Wire stand for 14" Dishes. 30" In ground height. Shaft is 3/8" wire for maximum stability. **Accepts heated bath dish D14BH for an economical "step in" heated bath.**



Dripper



DRUNIV 4/cs. Our universal dripper fits ANY bird bath. **Stainless steel** powder coated dripper, brass connector, plastic in-line drip control valve, 50 feet of plastic tubing and plastic Y-valve.



Bird Baths: Heated

Guaranteed Bisphenol A (BPA) free, our U.S. molded dish is **certified** flame retardant.

There is no better, safer heated bath for the birds!

Our 60 watt **thermostatically controlled** baths turn on at **38°F** and off at **65°F**.

One year warranty. **Baths are 14" In diameter** and are powder coated with a gray granite finish. All internal contacts are sealed with shrink tubing to prevent corrosion and each bath is fully insulated.



Note: Energy usage is approximately the same as the energy required to run a 60 watt incandescent light bulb. Note that our heated baths are thermostatically controlled, and not always on.



BATHP3H

BATHP3H 3/cs.
14" Dia. Heated Bath. 25" Tall. Includes label (not shown)

BA10H 3/cs.
Pole mount.
33" in ground height. Two-piece pole. Boxed.



Note: BA1H, BA5H and BA10H are packaged in this re-shippable box



BA5H 3/cs.
Ground level bath. Boxed.



BA1H 3/cs.
Clamp mount. Boxed.

PREMIUM GRAY STEEL SUPPORT BAND
ECONOMY BLACK WIRE SUPPORT RING

BA1HSL 4/cs.
Clamp mount.



BA5HSL 4/cs.
Ground Level.

REPLACEMENT DISH



D14BH

D14BH 4/cs.
14" Diameter Heated insert. Dish only. Label Included.

Note: NOT boxed. Bulk packed with round label.

Economy Baths

These 5/16" Diameter wire rings hold all Erva 14" Birdbath Dishes, including the D14BH Heated Dish.



BA1SLW 6/cs.
Clamp mount wire ring.



BA2SLW 4/cs.
Screw mount wire ring.



BA5SLW 6/cs.
Ground level wire ring.



BA8SLW 4/cs.
Wood baluster mount ring.



BA9SLW 4/cs.
Iron baluster mount ring.

NEW



BA1SL 6/cs.
Clamp mount.
Wire ring. Green Dish.



BA2SL 4/cs.
Screw Mount Bath.
Wire ring. Green Dish.



BA5SL 6/cs.
Ground level Bath.
Wire ring. Green Dish.

29

Garden / Deck

Made in the USA

Plant Protection

"Bunny Barricade"

BB1000 10/cs.

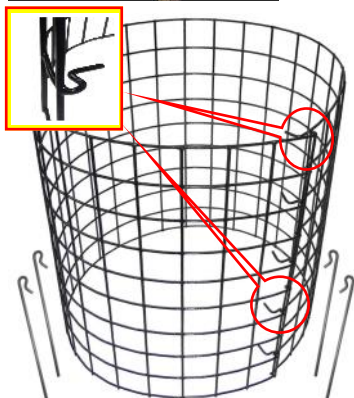


Also available in 3, 5 and 10 packs but without retail labels. Call 1-800-342-3782 for info.

Quick Connect™ Protection for special plants and vegetables.

Galvanized and Coated Wire. Includes 4 pegs.

May be stacked two high and secured with plastic zip ties (Not Included).



Specially formed gripping fingers are easy to secure and stay locked!

13.5" Tall / 13" Diameter

*** Expandable! Easy to connect 2 or more units to protect large or multiple plants. ***

4 Peg Stakes included

Pot Rings

NEW

SDC Series (Clamp Mount)



SDX Series (Screw Mount)



SDI Series (Iron Baluster Mount)



SDW Series (Wood Baluster Mount)

Erva has a new series of Pot Rings.

There are five sizes in each category—totaling 20 variations. 6 Per Case.

Pricing and additional information is available at www.ervadirect.com

String Light Poles

NEW

String Light Poles For Decks and Fences
Sold In Sets of 6



SLSP: Screw Mount
SLDP: Baluster Mount



Visit ervadirect.com for more details



Rope Post

RSS-S6 Single Loop Boxed Set of 6.
3/8" Black Powder-coated Steel.

RSD-S6 Double Loop Boxed Set of 6.
3/8" Black Powder-coated Steel.



30



Rope not included

Flower Pot Holders



B12CL 4/cs.
Clamp Mount. Black.
Fit's all handrails.



B12FX 4/cs. 4X4
Mount. Black.
See Pg.18: "4x4 Post Dimensions Explained"



B12PL 4/cs. Pole
Mount. Black.
Simply drop into any Erva 1" Diameter Pole.


Garden Edging Hoop Sets

GEHSR Boxed Set of 12. 3/8" Raw Uncoated Steel.

GEHSB Boxed Set of 12. 5/16" Black Powdercoat.

15.75" Wide
15.75" Tall
Creates up to a 15 Foot Border

Visit our website for details
www.ervadirect.com



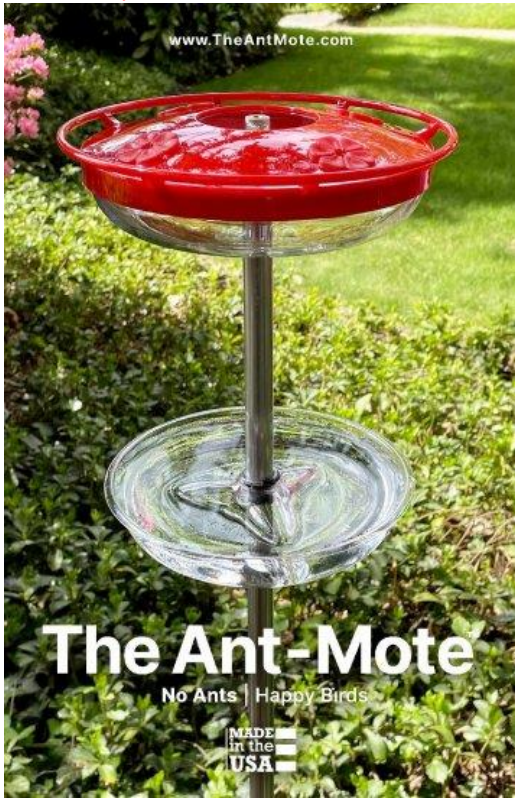
P. 1-800-342-3782

F. 1-800-342-3781

www.ervadirect.com

Hummingbird / Purple Martin

Visit www.theantmote.com for a complete list of compatible feeders



DAZP72

DAZP60

DAZP48

DAZP36

DAZC24



The Ante-Mote Poles

DAZP72 6/cs. 5/8 Diameter. 72" Overall Height. 62" In Ground Height.

DAZP60 6/cs. 5/8 Diameter. 60" Overall Height. 50" In Ground Height.

DAZP48 6/cs. 5/8 Diameter. 48" Overall Height. 38" In Ground Height.

DAZP36 6/cs. 5/8 Diameter. 36" Overall Height. 26" In Ground Height.

DAZC24 6/cs. 5/8 Diameter. 29" Overall Height. 24" Above Deck Rail Height.

All poles step 10" into the ground.

The clamp version features our large 3-3/4" opening clamp.

All 5 mounting options are 5/8" diameter 18 gage tubing.

Powdercoated black. 100% Made in USA by Erva.

..... Nature House Brand systems include everything necessary to start a martin colony!



All purple martin related products are available on our website. Please visit: www.ervadirect.com



31

P. 1-800-342-3782

F. 1-800-342-3781

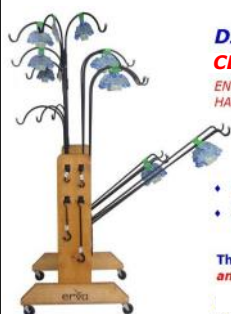
www.ervadirect.com



Display Packages/Store Fixtures

All information related to Erva display packages has been moved to our website. These display sets were developed after many years of service to our independent brick and mortar specialty retailers and Independent Garden Centers.

Please visit us at www.ervadirect.com for complete DISPLAY details



A

DISPLAY PACKAGE A CLPC 2024

ENGINEERED TO MERCHANDISE DECK HANGERS + S HOOKS

- Deck Hangers - Clamp Mount
- S Hooks

This package consists of 95 SKU's and the display unit on wheels.



B

DISPLAY PACKAGE B SDSS-S 2024

ENGINEERED TO MERCHANDISE ERVA PREMIUM SERIES SUPER DUTY SHEPHERD'S STAFFS

- 5/8" Square Steel Staffs (3 Styles)

This package consists of 10 SKU's and the display unit on wheels.



C

DISPLAY PACKAGE C SDSS-R 2024

ENGINEERED TO MERCHANDISE ERVA ECONOMY SERIES SUPER DUTY SHEPHERD'S STAFFS

- 5/8" Round Steel Staffs (2 Styles)

This package consists of 12 SKU's and the display unit on wheels.



D

DISPLAY PACKAGE D HB 2024

ENGINEERED TO MERCHANDISE A COMPREHENSIVE SELECTION OF HOOKS

- S Hooks
- Extension Hooks
- Branch Hooks
- Threaded Ceiling Hook
- Pegs / Sign Included With Display

This package consists of 355 SKU's In 28 styles and display unit on wheels.



E

DISPLAY PACKAGE E CL 2024

ENGINEERED TO MERCHANDISE DECK AND WALL HANGERS + S HOOKS

- Deck Hangers - Clamp Mount
- Deck Hanger - Screw Mount
- Baluster Hangers
- Branch Hook
- S Hooks

This package consists of 93 SKU's and the display unit on wheels.



F

DISPLAY PACKAGE F HFP 2024

ENGINEERED TO MERCHANDISE OUR FOUR STYLES OF HUMMINGBIRD FEEDER POLES

- Hummer Poles - Black - Economy (5/16")
- Hummer Poles - Green - Silhouette (5/16")
- Hummer Poles - Heavy Duty - Black (3/8")
- Hummer Poles - Heavy Duty - Red (3/8")

This package consists of 36 SKU's and the display unit on wheels.



G

DISPLAY PACKAGE G BH 2024

ENGINEERED TO MERCHANDISE A FULL SELECTION OF POLES AND ACCESSORIES

- Poles (2 Lengths)
- Pole Top Mounting Plate
- Pole Top 3 Arm Hanger
- Squirrel Baffle
- Ground Sleeve
- Ground Auger
- Patio Base
- Extra Quick Connect™ Hook

This package consists of 53 SKU's and the display unit on wheels.



H

DISPLAY PACKAGE H SDSS 2024

ENGINEERED TO MERCHANDISE SUPER DUTY SHEPHERD'S STAFFS

- 5/8" Square Steel Staffs (3 Styles)
- 5/8" Round Steel Staffs (2 Styles)

This package consists of 22 SKU's and the display unit on wheels.



I

DISPLAY PACKAGE I SSS 2024

ENGINEERED TO MERCHANDISE STANDARD DUTY SHEPHERD'S STAFFS

- 1/2" Square Staffs (3 Styles)
- 18" Staff Extender

This package consists of 24 SKU's and the display unit on wheels.



J

DISPLAY PACKAGE J ESS 2024

ENGINEERED TO MERCHANDISE ECONOMY SHEPHERD'S STAFFS

- 1/2" Round Staffs (6 Styles)

This package consists of 56 SKU's and the display unit.



K

DISPLAY PACKAGE K WH 2024

ENGINEERED TO MERCHANDISE OUR PREMIUM HAND FORGED WALL MOUNT HANGERS

- Light Duty (5/16" Square) Wall Hangers
- Medium Duty (3/8" Square) Wall Hangers
- Super Duty (7/16" Square) Wall Hangers

This package consists of 64 SKU's and the display unit.

erva
Quality Metal Garden Products

1-800-342-3782

www.ervadirect.com



Call: 1-800-342-3782

Fax: 1-800-342-3781

Web: www.ervadirect.com

e-mail: ervatool@sbcglobal.net

ervadirect.com